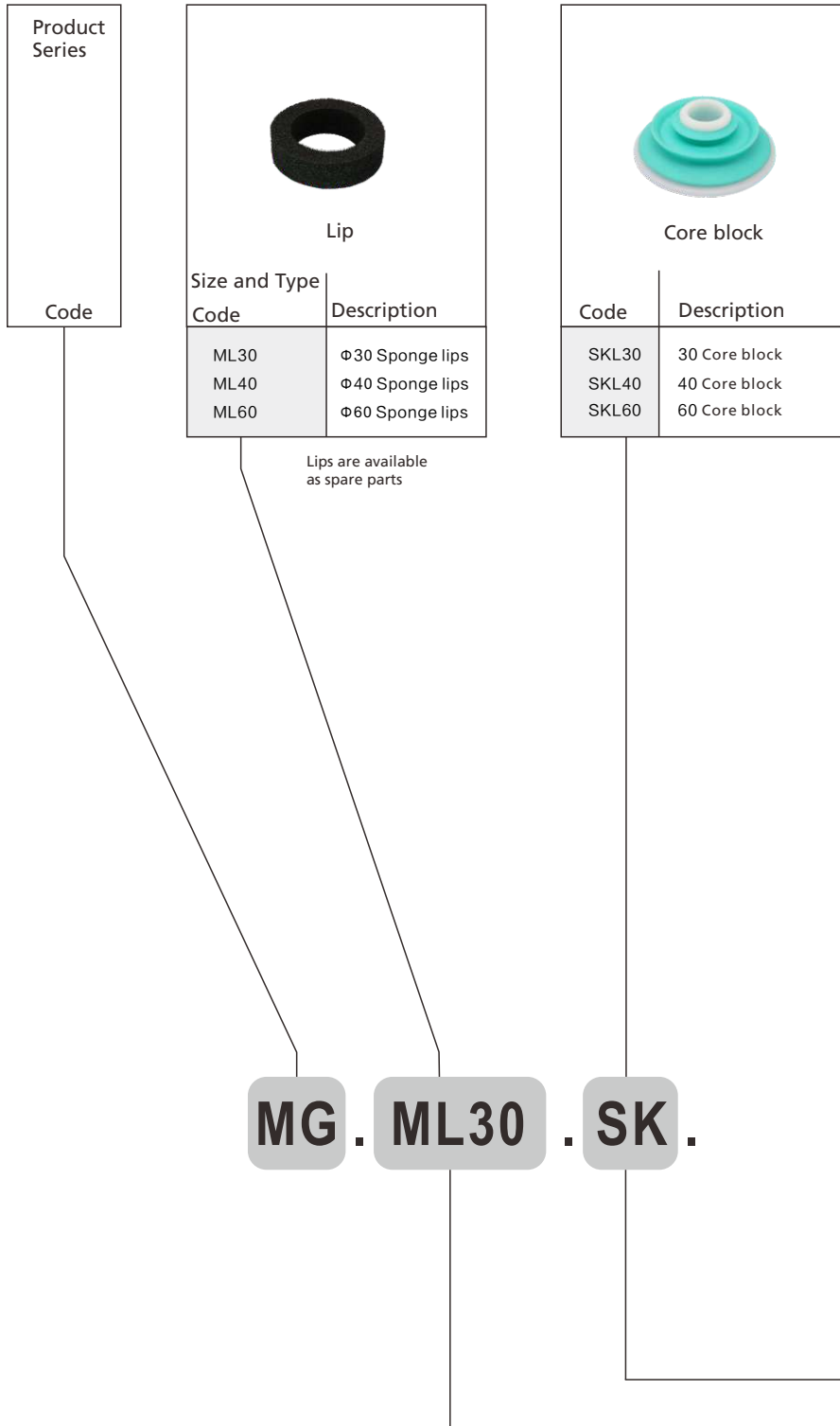



Sponge type combined suction cup

- Combined Suction Cups
- Vacuum Suction Cups
- Composite Suction Cups
- Special Grippers
- Vacuum Gripping Systems
- Mounting Elements
- Vacuum Generators
- Valve Technology
- Switch And Monitoring
- Vacuum Filters




Sponge type combined suction cup



Bellows tube

Code	Description
A1	Single-layer bellows tube
A3	Three-layer bellows tube




Connection nipple

Size and Type

Code	Description
G18-AG	G1/8 external thread
G18-IG	G1/8 internal thread
G14-AG	G1/4 external thread
G14-IG	G1/4 internal thread
G38-AG	G3/8 external thread
G38-IG	G3/8 internal thread

A3 . G14-AG



- Combined Suction Cups
- Vacuum Suction Cups
- Composite Suction Cups
- Special Grippers
- Vacuum Gripping Systems
- Mounting Elements
- Vacuum Generators
- Valve Technology
- Switch And Monitoring
- Vacuum Filters

Combined Suction Cup

Combined Suction Cup MG

- Combined Suction Cups
- Vacuum Suction Cups
- Composite Suction Cups
- Special Grippers
- Vacuum Gripping Systems
- Mounting Elements
- Vacuum Generators
- Valve Technology
- Switch And Monitoring
- Vacuum Filters

model selection specifications of combined suction cup MG.MX

Type	G1/8-AG	G1/8-IG	G1/4-AG	G1/4-IG	G3/8-AG	G3/8-IG
MG.MX28T30.SK.A3	●	●	●	●	●	●
MG.MX28T50.SK.A3	●	●	●	●	●	●
MG.MX39T30.SK.A1	●	●	●	●	●	●
MG.MX39T30.SK.A3	●	●	●	●	●	●
MG.MX39T50.SK.A1	●	●	●	●	●	●
MG.MX39T50.SK.A3	●	●	●	●	●	●
MG.MX55T30.SK.A1	●	●	●	●	●	●
MG.MX55T30.SK.A3	●	●	●	●	●	●
MG.MX55T50.SK.A1	●	●	●	●	●	●
MG.MX55T50.SK.A3	●	●	●	●	●	●

Note: AG=external thread, IG=internal thread;

model selection specifications of combined suction cup MG.MBG

Type	G1/8-AG	G1/8-IG	G1/4-AG	G1/4-IG	G3/8-AG	G3/8-IG
MG.MBG34S30.SK.A3	●	●	●	●	●	●
MG.MBG34S50.SK.A3	●	●	●	●	●	●
MG.MBG41S30.SK.A1	●	●	●	●	●	●
MG.MBG41S30.SK.A3	●	●	●	●	●	●
MG.MBG41S50.SK.A1	●	●	●	●	●	●
MG.MBG41S50.SK.A3	●	●	●	●	●	●
MG.MBG48S30.SK.A1	●	●	●	●	●	●
MG.MBG48S30.SK.A3	●	●	●	●	●	●
MG.MBG48S50.SK.A1	●	●	●	●	●	●
MG.MBG48S50.SK.A3	●	●	●	●	●	●
MG.MBG63S30.SK.A1	●	●	●	●	●	●
MG.MBG63S30.SK.A3	●	●	●	●	●	●
MG.MBG63S50.SK.A1	●	●	●	●	●	●
MG.MBG63S50.SK.A3	●	●	●	●	●	●

Note: AG=external thread, IG=internal thread;

model selection specifications of combined suction cup MG.MBH

Type	G1/8-AG	G1/8-IG	G1/4-AG	G1/4-IG	G3/8-AG	G3/8-IG
MG.MBH43S30.SK.A1	●	●	●	●	●	●
MG.MBH43S30.SK.A3	●	●	●	●	●	●
MG.MBH43S50.SK.A1	●	●	●	●	●	●
MG.MBH43S50.SK.A3	●	●	●	●	●	●
MG.MBH60S30.SK.A1	●	●	●	●	●	●
MG.MBH60S30.SK.A3	●	●	●	●	●	●
MG.MBH60S50.SK.A1	●	●	●	●	●	●
MG.MBH60S50.SK.A3	●	●	●	●	●	●

Note: AG=external thread, IG=internal thread;

Combined Suction Cup

Combined Suction Cup MG



model selection specifications of combined suction cup MG.ML

Type	G1/8-AG	G1/8-IG	G1/4-AG	G1/4-IG	G3/8-AG	G3/8-IG
MG.ML30.SK.A3	●	●	●	●	●	●
MG.ML40.SK.A1	●	●	●	●	●	●
MG.ML40.SK.A3	●	●	●	●	●	●
MG.ML60.SK.A1	●	●	●	●	●	●
MG.ML60.SK.A3	●	●	●	●	●	●

Note: AG=external thread, IG=internal thread;



the lips model selection specifications of suction cup MG

Type	Hardness				Core block
	T50	T30	S50	S30	SK
MX28	MX28 T50	MX28 T30			SK28
MX39	MX39 T50	MX39 T30			SK39
MX55	MX55 T50	MX55 T30			SK55
MBG34			MBG34 S50	MBG34 S30	SK34
MBG41			MBG41 S50	MBG41 S30	SK41
MBG48			MBG48 S50	MBG48 S30	SK48
MBG63			MBG63 S50	MBG63 S30	SK63
MBH43			MBG43 S50	MBG43 S30	SK43
MBH60			MBG60 S50	MBG60 S30	SK60



the sponge model selection specifications of suction cup MG.ML

Type	Diameter [mm]			Core block
	30	40	60	SKL
ML30	ML30			SKL30
ML40		ML40		SKL40
ML60			ML60	SKL60

Combined Suction Cups

Vacuum Suction Cups

Composite Suction Cups

Special Grippers

Vacuum Gripping Systems

Mounting Elements

Vacuum Generators

Valve Technology

Switch And Monitoring

Vacuum Filters

Combined Suction Cup

Combined Suction Cup MG

the connect joint model selection specifications of suction cup MG

Thread size	Thread type	
	AG	IG
M2-G1/8	M2-G1/8 AG	M2-G1/8 IG
M2-G1/4	M2-G1/4 AG	M2-G1/4 IG
M2-G3/8	M2-G3/8 AG	M2-G3/8 IG
M3-G1/8	M3-G1/8 AG	M3-G1/8 IG
M3-G1/4	M3-G1/4 AG	M3-G1/4 IG
M3-G3/8	M3-G3/8 AG	M3-G3/8 IG
M5-G1/8	M5-G1/8 AG	M5-G1/8 IG
M5-G1/4	M5-G1/4 AG	M5-G1/4 IG
M5-G3/8	M5-G3/8 AG	M5-G3/8 IG

Note: AG=external thread, IG=internal thread;

M2 is suitable for lip MX28、MBG34、ML30;

M3 is suitable for lip MX39、MBG41、MBG48、MBH43、ML40;

M5 is suitable for lip MX55、MBG63、MBH60、ML60;

Technical parameters of combined suction cup

Type	Vertical lifting force [N]		Parallel lifting force [N]	
	-40kpa	-60kpa	-40kpa	-60kpa
MX 28	13.5	18.9	6.7	9.5
MX 39	26.8	37.3	13.4	18.7
MX 55	54.2	75.0	27.0	37.5
MBG 34	10.3	15.0	5.2	7.5
MBG 41	16.1	23.5	8.1	11.8
MBG 48	22.2	32.4	11.1	16.2
MBG 63	39.9	58.2	20.0	29.1
MBH 40	15.0	22.2	7.4	11.2
MBH 60	37.4	55.3	17.1	26.3
ML 30	7.0	10.5	3.5	5.3
ML 40	19.6	29.4	9.8	14.7
ML 60	50.2	75.3	25.1	37.6